

Mergent Online

What is Mergent Online?

Mergent Online offers detailed financial data for public United States and international companies. Find more than 100,000 current and historical annual reports as well as detailed company histories and news. Access stock reports for United States companies, create customized reports, and compare companies. Edgar searching back to 1993 and country profiles are also available.

Accessing Mergent Online

From the JoCo Business homepage, click on "research".



Click [here](#) to sign in or register.

History | JoCoHealth | JoCoFamily | JoCoBusiness | JoCoLibrary

JoCo BUSINESS Business services provided by the Johnson County Library, Kansas.

small business | personal investing | international business | careers | **research** | calendar | contact us

The Sweet Taste of Success in the Restaurant Business

By Business Reference Team
Tuesday, April 24, 2007

Business Book Club

The Johnson County Library and the Ewing S. Kauffman

Now, scroll to the section marked for researching companies, stocks, mutual funds, bonds and other investments. Click on the link for Mergent Online.



small business
personal investing
international business
careers

Research

Read the latest business books:

- [Business books at the Library](#)
- [Library catalog](#)
- [Downloadable Audiobooks](#)
- [Full-text online e-books](#)
- [NetLibrary](#)
- [LearningExpressLibrary](#)
- [Online Book Clubs \(from DearReader\)](#)

Use business directories to find business and people:

- [ReferenceUSA](#)

Research companies, stocks, mutual funds, bonds and other investments:

- [Standard & Poor's](#)
- [NetAdvantage](#)
- [Mergent Online](#)**

Find articles in magazines, journals and newspapers:

BUSINESS articles & more

Title

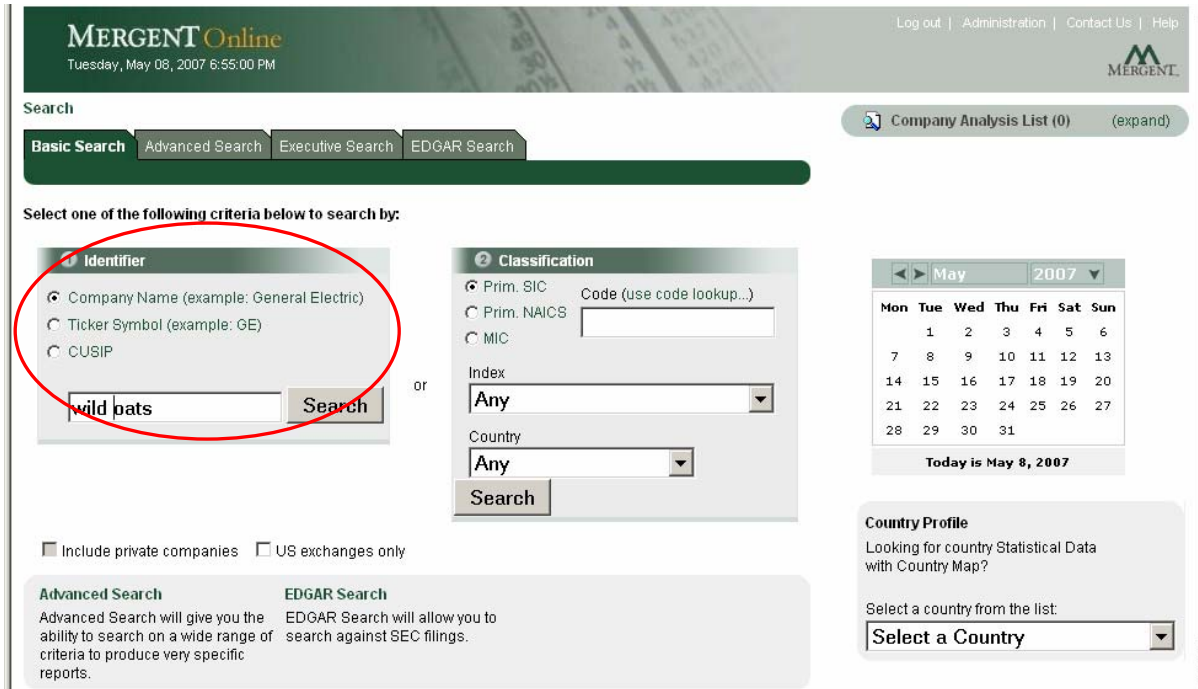
[more search options](#)

- [ABI/INFORM Dateline](#)
- [ABI/INFORM Global](#)
- [ABI/INFORM Trade & Industry](#)
- [Biography Resource Center](#)
- [Business and Company Resource Center](#)
- [Business Source Premier](#)
- [Kansas City Star Plus Kansas Newspapers](#)
- [Regional Business News](#)

Available at the [Central Resource Library Only](#):

Performing a basic search

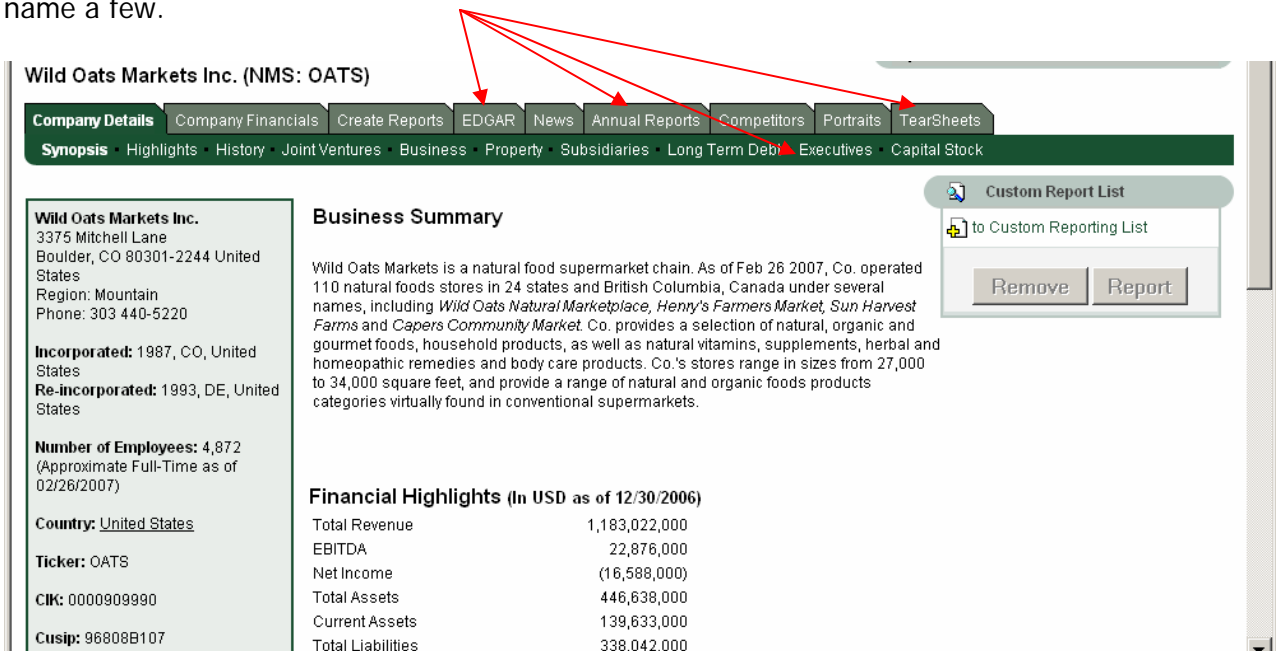
First, choose to search by ticker symbol or company name. Then type either the symbol or name in the search box. Click Search.



The screenshot shows the Mergent Online search page. At the top, there's a navigation bar with 'Log out | Administration | Contact Us | Help' and the Mergent logo. Below that, a 'Search' section has tabs for 'Basic Search', 'Advanced Search', 'Executive Search', and 'EDGAR Search'. The 'Basic Search' tab is active. A red circle highlights the 'Identifier' section, which includes radio buttons for 'Company Name (example: General Electric)', 'Ticker Symbol (example: GE)', and 'CUSIP'. Below these is a search box containing 'wild oats' and a 'Search' button. To the right, there's a 'Classification' section with radio buttons for 'Prim. SIC', 'Prim. NAICS', and 'MIC', along with a 'Code (use code lookup...)' field and a dropdown for 'Index' set to 'Any'. There are also dropdowns for 'Country' set to 'Any' and another 'Search' button. On the far right, there's a calendar for May 2007 and a 'Country Profile' section with a 'Select a Country' dropdown.

Click on the company name to view the report.

Use the tabs and sections at the top to navigate to different areas of content. Note there are EDGAR filings, TearSheets (one page reports), annual reports and executives, to name a few.



The screenshot shows the report page for Wild Oats Markets Inc. (NMS: OATS). At the top, there's a navigation bar with tabs for 'Company Details', 'Company Financials', 'Create Reports', 'EDGAR', 'News', 'Annual Reports', 'Competitors', 'Portraits', and 'TearSheets'. Below this is a secondary navigation bar with links for 'Synopsis', 'Highlights', 'History', 'Joint Ventures', 'Business', 'Property', 'Subsidiaries', 'Long Term Debt', 'Executives', and 'Capital Stock'. The main content area is divided into three sections: 'Company Details', 'Business Summary', and 'Financial Highlights (In USD as of 12/30/2006)'. The 'Company Details' section includes address, phone, and incorporation information. The 'Business Summary' section provides a description of the company's operations. The 'Financial Highlights' section lists key financial metrics. On the right side, there's a 'Custom Report List' section with a 'Remove' and 'Report' button.

Wild Oats Markets Inc. (NMS: OATS)

Company Details

Wild Oats Markets Inc.
3375 Mitchell Lane
Boulder, CO 80301-2244 United States
Region: Mountain
Phone: 303 440-5220

Incorporated: 1987, CO, United States
Re-incorporated: 1993, DE, United States

Number of Employees: 4,872
(Approximate Full-Time as of 02/26/2007)

Country: [United States](#)

Ticker: OATS

CIK: 0000909990

Cusip: 96808B107

Business Summary

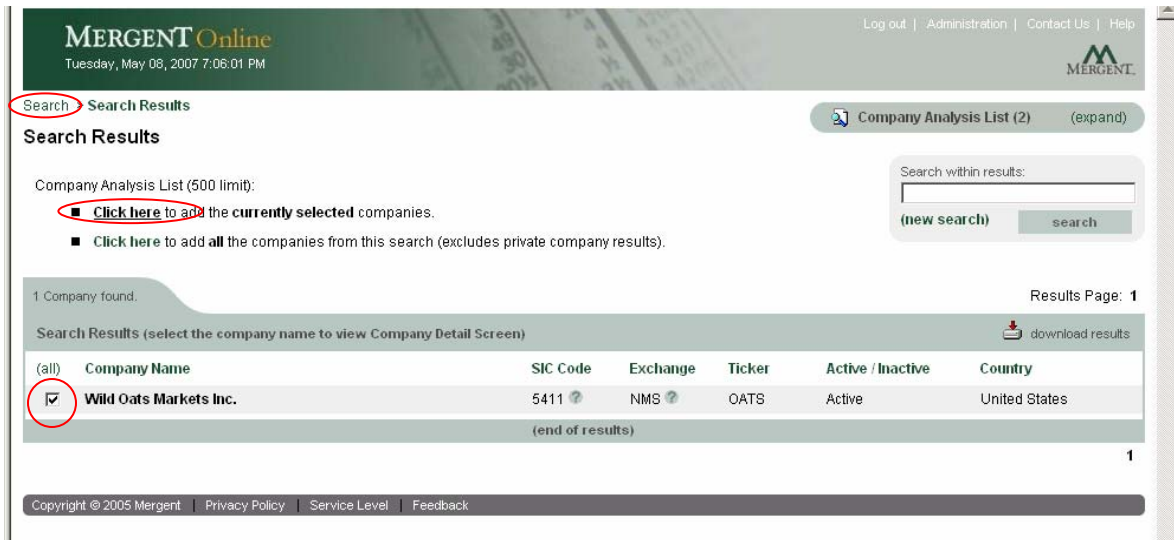
Wild Oats Markets is a natural food supermarket chain. As of Feb 26 2007, Co. operated 110 natural foods stores in 24 states and British Columbia, Canada under several names, including *Wild Oats Natural Marketplace*, *Henry's Farmers Market*, *Sun Harvest Farms* and *Capers Community Market*. Co. provides a selection of natural, organic and gourmet foods, household products, as well as natural vitamins, supplements, herbal and homeopathic remedies and body care products. Co.'s stores range in sizes from 27,000 to 34,000 square feet, and provide a range of natural and organic foods products categories virtually found in conventional supermarkets.

Financial Highlights (In USD as of 12/30/2006)

Total Revenue	1,183,022,000
EBITDA	22,876,000
Net Income	(16,588,000)
Total Assets	446,638,000
Current Assets	139,633,000
Total Liabilities	338,042,000

Comparing Company Records

After performing a basic search, click in the box next to the company name. Then click on the link above, to add it to the selected company list.



The screenshot shows the Mergent Online interface. At the top, it says "Mergent Online" and "Tuesday, May 08, 2007 7:06:01 PM". There are navigation links for "Log out", "Administration", "Contact Us", and "Help". A "Search" button is circled in red. Below it, the "Search Results" section shows a "Company Analysis List (500 limit)". Two links are circled in red: "Click here to add the currently selected companies." and "Click here to add all the companies from this search (excludes private company results)". A search box with "Search within results:" and a "search" button is also visible. Below the search results, it says "1 Company found." and "Results Page: 1". A table lists search results with columns: (all), Company Name, SIC Code, Exchange, Ticker, Active / Inactive, and Country. The first row is "Wild Oats Markets Inc." with a checked checkbox in the "(all)" column, circled in red. The table also shows "SIC Code: 5411", "Exchange: NMS", "Ticker: OATS", "Active / Inactive: Active", and "Country: United States". At the bottom, there is a footer with "Copyright © 2005 Mergent", "Privacy Policy", "Service Level", and "Feedback".

Click on Search to perform a second search. Repeat the steps above to add the company to your selected companies list. Repeat for each company you would like to compare. When done, click on expand in the Company Analysis List. Click on the link for comparison report.



The screenshot shows the Mergent Online interface. At the top, it says "Mergent Online" and "Tuesday, May 08, 2007 7:11:56 PM". There are navigation links for "Log out", "Administration", "Contact Us", and "Help". A "Search" button is circled in red. Below it, the "Search Results" section shows a "Company Analysis List (500 limit)". Two links are circled in red: "Click here to add the currently selected companies." and "Click here to add all the companies from this search (excludes private company results)". A search box with "Search within results:" and a "search" button is also visible. Below the search results, it says "1 Company found." and "Results Page: 1". A table lists search results with columns: (all), Company Name, SIC Code, Exchange, Ticker, Active / Inactive, and Country. The first row is "Whole Foods Market, Inc." with a checked checkbox in the "(all)" column, circled in red. The table also shows "SIC Code: 5411", "Exchange: NMS", "Ticker: WFMI", "Active / Inactive: Active", and "Country: United States". To the right of the table, there is a "Company Analysis List (2)" section with two checkboxes: "Whole Foods Market, Inc." and "Wild Oats Markets Inc.". The "expand" button next to this list is circled in red. Below the checkboxes, there is a "Create Comparison Report" link circled in red, along with other options: "Create Multiple Company Report", "Load List | Save List | Delete Selected | Clear All". At the bottom, there is a footer with "Copyright © 2005 Mergent", "Privacy Policy", "Service Level", and "Feedback".

A new window will open. Click the box next to each company you wish to include in your report. There are three categories for information, Corporate, Financials, and Ratios. Each category also has several sub-categories.

You can add elements from all three to your report. Choose a category, and then choose a sub-category. Click "Add Report Item" to add it to your report. Repeat these steps for each item you would like included in comparison report (see image next page).

Comparison Report Criteria Selection Screen

1. Company Listing

Select the companies you wish to appear in the report.

- Whole Foods Market, Inc.
- Wild Oats Markets Inc.

2. Report Item Selection

Every category added will be its own column in the report

Corporate Information
- Sub-Category -
Country of Incorporation
Country of Operations
Email Address
Fax Number
IRS Number
Legal Counsel
MIC
NAIC Codes
No. of employees
Region
Shareholders

Move Up
Move Down
Remove

Add Report Item

Which year(s)?
Latest
2006
2005
2004

Result Format:
 Years Across
 Years Down

Choose a year or multiple years (hold down the Ctrl button as you select multiple years). You may also reorder your report criteria. Finally, choose "Create Report"

http://www.mergentonline.com - Mergent Online - Microsoft Internet Explorer

Select the companies you wish to appear in the report.

- Whole Foods Market, Inc.
- Wild Oats Markets Inc.

2. Report Item Selection

Every category added will be its own column in the report

Ratios
- Sub-Category -

Add Report Item

Report Criteria

- No. of employees
- Year Incorporated/Founded
- Shareholders
- Net Income
- Total Revenue

Move Up
Move Down
Remove

Which year(s)?
Latest
2006
2005
2004

Result Format:
 Years Across
 Years Down

Include average in heading

Create Report Clear Close

Copyright © 2005 Mergent | Privacy Policy | Service Level | Feedback

You may download or print your report.

Page 1 of 1 | Go to Page | Go | View 100%

Download | Print | Close

* all results are stated in US Dollars

Year: latest

Company Name	No. of employees	Year Incorporated/Founded	Shareholders	Net Income	Total Revenue
Whole Foods Market, Inc.	36,200	1978	1,625 (as of 11/19/2006)	203,828,000	5,607,376,000
Wild Oats Markets Inc.	4,872	1993	517 (as of 02/26/2007)	(16,588,000)	1,183,022,000

Other Searching

On the main search screen, you can also search for executives, perform an Edgar search or an advanced search.



Advanced Searching

Selecting a Target Universe: choose whether to include U.S., and/or International information. Or, you may choose a specific index.

Choose a category and subcategories. As you select "Data points," they appear in the Search Build box at the bottom. When dealing with financial information, use the number pads to specify the numeric ranges you would like to search. As you complete each entry, you may add these items to the Search Criteria in section 3.

2 Select Data Category

Category: **Textual Search**

Data points: **Business**, **History**, **Joint Ventures**, **Property**

Year: Latest

Search Value:

Contains, Starts with, AND, OR

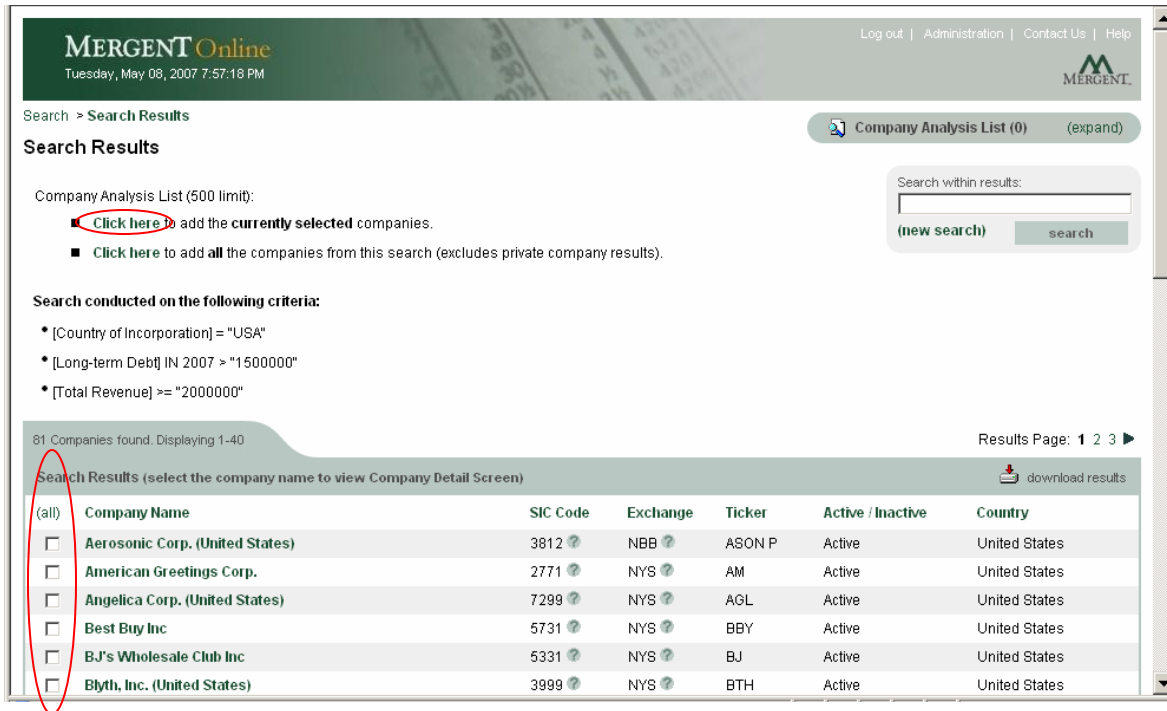
Search Build: Undo

Clear Add

3 Search Criteria

[Country of Incorporation] = "USA"
[Long-term Debt] IN 2007 > "1500000"
[Total Revenue] >= "2000000"

Select individual companies from the report you have generated to look at individual companies, or add them to your Company Analysis List, as we did earlier (graphic next page).



MERGENT Online
Tuesday, May 08, 2007 7:57:18 PM

Log out | Administration | Contact Us | Help

Search > Search Results

Search Results

Company Analysis List (500 limit):

- [Click here](#) to add the **currently selected** companies.
- [Click here](#) to add **all** the companies from this search (excludes private company results).

Search within results:

Search conducted on the following criteria:

- [Country of Incorporation] = "USA"
- [Long-term Debt] IN 2007 > "1500000"
- [Total Revenue] >= "2000000"

81 Companies found. Displaying 1-40

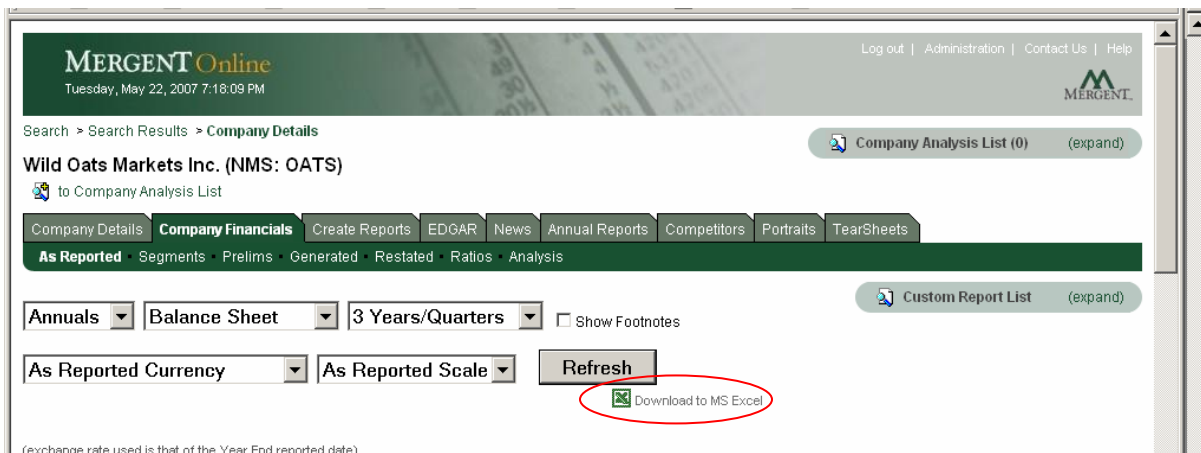
Results Page: 1 2 3 ▶

Search Results (select the company name to view Company Detail Screen) [download results](#)

(all)	Company Name	SIC Code	Exchange	Ticker	Active / Inactive	Country
<input type="checkbox"/>	Aerosonic Corp. (United States)	3812 ?	NBB ?	ASON P	Active	United States
<input type="checkbox"/>	American Greetings Corp.	2771 ?	NYS ?	AM	Active	United States
<input type="checkbox"/>	Angelica Corp. (United States)	7299 ?	NYS ?	AGL	Active	United States
<input type="checkbox"/>	Best Buy Inc	5731 ?	NYS ?	BBY	Active	United States
<input type="checkbox"/>	BJ's Wholesale Club Inc	5331 ?	NYS ?	BJ	Active	United States
<input type="checkbox"/>	Blyth, Inc. (United States)	3999 ?	NYS ?	BTH	Active	United States

Printing

Information in Mergent is not available for emailing. If you would like to print reports or articles from Mergent, use the File → Print command. Some areas, such as Company Financials, are available for download in Excel format. Use the link to download, then click Save.



MERGENT Online
Tuesday, May 22, 2007 7:18:09 PM

Log out | Administration | Contact Us | Help

Search > Search Results > Company Details

Wild Oats Markets Inc. (NMS: OATS)

[to Company Analysis List](#)

Company Details | **Company Financials** | Create Reports | EDGAR | News | Annual Reports | Competitors | Portraits | TearSheets

As Reported | Segments | Prelims | Generated | Restated | Ratios | Analysis

Annuals | Balance Sheet | 3 Years/Quarters | Show Footnotes

As Reported Currency | As Reported Scale | [Download to MS Excel](#)

(exchange rate used is that of the Year End reported date)

The Johnson County Library is pleased to offer this version of Mergent Online® for public usage remotely and at all Johnson County Library locations. Please contact a librarian at the reference desk if you have questions using Mergent Online®.