

Johnson County Library's

BOOKS TO GROW

Kit Theme: **Shapes and Sizes**

- Book titles included:

1. **TITCH** by Pat Hutchins
2. **SHAPES IN NATURE** by Judy Feldman
3. **THE ENORMOUS TURNIP** by Kathy Parkinson
4. **COLOR FARM** by Lois Ehlert
5. **IT LOOKED LIKE SPILT MILK** by Charles Green Shaw

- Video:

SQUIGGLES DOTS AND LINES

- Audio:

MR. AL SINGS COLORS AND SHAPES

Additional titles available at the Johnson County Library:

THE BIG SQUIRREL AND THE LITTLE RHINOCEROS by Mischa Damjan

HERBERT HATED BEING SMALL by Karla Kuskin

JUST A LITTLE BIT by Ann Tompert

SHAPE by Henry Arthur Pluckrose

SHAPE GAME by Paul Rogers



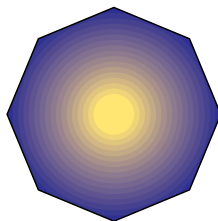
SHAPE OF ME AND OTHER STUFF by Dr. Seuss

SHAPES by Rosalinda Kightley

SHAPES by Gwenda Turner

SHAPES, SHAPES, SHAPES by Tana Hoban

TON AND PON: BIG AND LITTLE
by Kazuo Iwamura



Activity Ideas – Shapes and Sizes

- Gather a variety of old items that are basic shapes; lids, blocks, spools, and use them for stamp printing. Moisten a sponge and add a little paint for the stamp pad.
- For a simple, self-correcting activity, collect cards and envelopes of varying shapes and sizes. Remove cards from the envelopes, rearrange and let the children find the correct envelope for each card.
(From Day Care Connection newsletter, 10/92)
- Place a variety of differently shaped objects in a box. Give instructions to a child such as “Find something round and soft.” Have children reach into the box or bag without looking to find the object.
- Play the “I’m A Walkin’” game. Have the children follow you in a line as you walk through the house or yard. When you spot an object, stop and describe what you see by shape or size. Have the children guess what the object is.
I’m a walkin’, walkin’, walkin’,
I’m a walkin’, walkin’, walkin’,
I’m a walkin’, walkin’, walkin’,
Then I STOP!
- Cut large shapes out of old paper sacks. Tape them to the floor. Instruct children to sit on a square, touch a circle, kneel on a triangle, hop on a rectangle, etc.

MR. TALL AND MR. SMALL

There once was a man who was tall, tall, tall. (*Stand on tiptoes. Reach up as far as possible.*)
He had a friend who was small, small, small. (*Kneel and bend way down.*)
The man who was small would try to call (*Cup hands near mouth. Look up.*)
To the man who was tall, “Hello, up there!” (*Use high voice.*)
The man who was tall at once would call (*Stand on tiptoes.*)
To the man who was small, “Hello, down there.” (*Use deep voice.*)
Then each tipped his hat (*Stand straight.*)
And made this reply: (*Tip an imaginary hat.*)
“Good-bye, my friend.” (*Look up, speak in high voice.*)
“Good-bye, good-bye.” (*Bow, and speak in deep voice.*)
(Found in Picture Book Story Hours)

SOMETIMES

Sometimes I am tall. (*Stretch arms overhead.*)
Sometimes I am small. (*Squat.*)
Look and you will see: (*Circle eyes with fingers*)
The best size is – ME!
(From A Fistful of Fingerplays, Mid-Continent Public Library)

JOHNSON COUNTY LIBRARY

P.O. Box 2933
Shawnee Mission, KS 66201-1333
(913) 261-2344
www.jocolibrary.org

